Year 4 Times Tables Check

In school…

Autumn	Spring	Summer
Pupils will have an opportunity to consolidate multiplication facts that have been the focus of learning in KS1 and year 3 such as doubles and the 5 and 10 times tables	Pupils will explore the core multiplication facts focusing on becoming secure with two facts per week so that all are known and can be retrieved in a random order.	Pupils will continue to retrieve known facts focussing on those that are less secure. They will continue to apply facts to multiplicative contexts and connect both multiplication and division equations to represent the maths story.

In school…

2 × 2 = 4							
2 × 3 = 6	3 × 3 = 9						
2 × 4 = 8	3 × 4 = 12	4 × 4 = 16					
2 × 5 = 10	3 × 5 = 15	4 × 5 = 20	5 × 5 = 25				
2 × 6 = 12	3 × 6 = 18	4 × 6 = 24	5 × 6 = 30	6 × 6 = 36			
2 × 7 = 14	3 × 7 = 21	4 × 7 = 28	5 × 7 = 35	6 × 7 = 42	7 × 7 = 49		
2 × 8 = 16	3 × 8 = 24	4 × 8 = 32	5 × 8 = 40	6 × 8 = 48	7 × 8 = 56	8 × 8 = 64	
2 × 9 = 18	3 × 9 = 27	4 × 9 = 36	5 × 9 = 45	6 × 9 = 54	7 × 9 = 72	8 × 9 = 72	9 × 9 = 81

What might Mo and Fin notice about the products in the 5 times table?

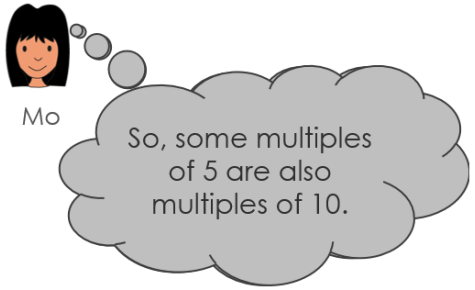

1 × 5 = 5
2 × 5 = 10
3 × 5 = 15
4 × 5 = 20
5 × 5 = 25
6 × 5 = 30
7 × 5 = 35
8 × 5 = 40
9 × 5 = 45
10 × 5 = 50
11 × 5 = 55
12 × 5 = 60



4 × 4 =

Times Tables Check

The multiplication tables check is an **online statuary test** for pupils in Year 4. Pupils are asked to answer **25 questions** on times tables from **2 to 12**.

They are given **six seconds per question**, with three seconds rest between each question, so the test should last less than five minutes.

June (Between Monday 1st June and Friday 12th June 2026)

Questions about the **six, seven, eight, nine, and twelve times tables** are likely to come up most often, as these are the hardest for most children to learn. It's a good idea to focus on these tricky times tables with your child.

The purpose of the MTC is to determine whether pupils can recall their times tables fluently, which is essential for future success in mathematics. It will help schools to identify pupils who have not yet mastered their times tables, so that additional support can be provided.

How can I help my child prepare?

The best way to keep the check stress-free is to work some times tables practice into your **daily routine** well in advance. With regular practice, your child will get used to tackling these kind of questions with confidence.

If your child is feeling nervous in the approach to the check, don't panic. Our top five tips for helping your child learn their times tables will get them up to speed:



1. **Use times table wall charts – gives visual aspect**

If children are repeating their tables, get them to repeat it

using the same pattern we do in school

2.Play times tables games

- times tables flashcards
- Quick-fire questions at random points throughout the day
- matching the sums to the answers as quickly as possible

3. Make it real

- Giving children opportunities to use times tables in real life

4. Practise on the computer/ tablet

Help your child become comfortable reading and answering questions on a screen. You'll find lots of Times tables activities in our Kids' activities section to help your child practise.

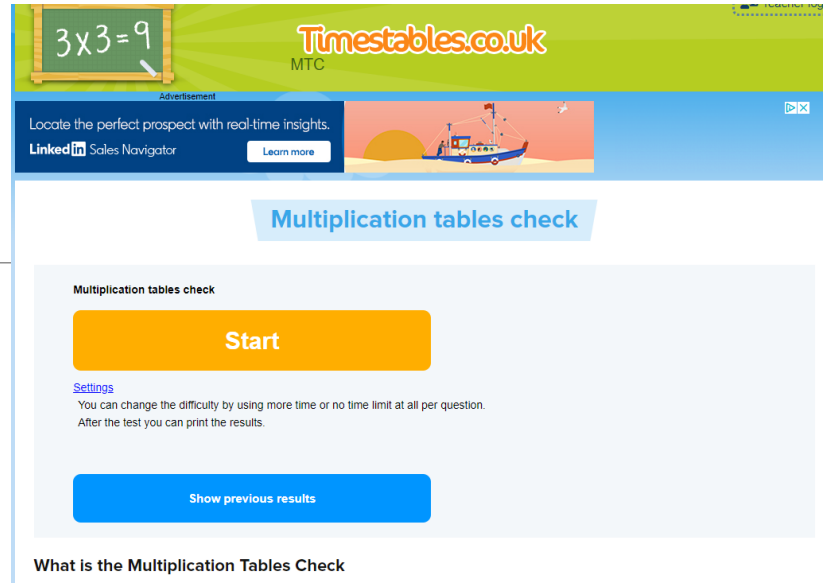
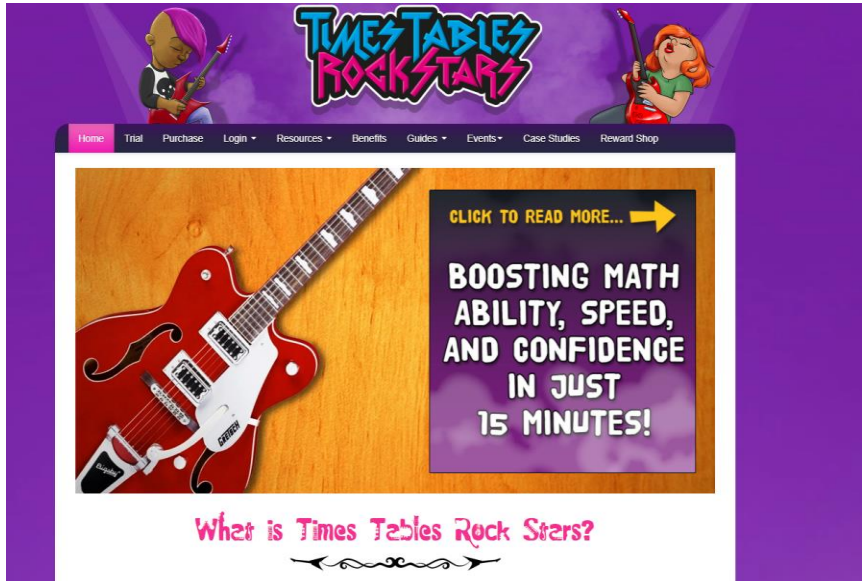
- https://www.timestables.co.uk/multiplication-tables-check/
- TTRS
- Hit the Button